



Introducing Our Staff

11950 W. 110th Street

Overland Park, KS 66210

913-642-9563 (Eye/Derm: 913-381-3937)

800-413-6851

Fax 913-381-0421



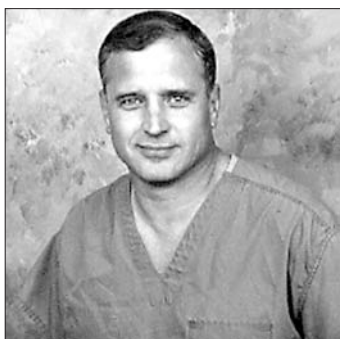
Jeff Dennis, DVM, Dipl. ACVIM



Lisa Cellio, DVM, Resident, ACVIM

Internal Medicine:

Our internists offer advanced diagnostic and therapeutic services to dogs and cats with difficult and complicated medical problems including diseases of the heart, lungs, gastrointestinal tract, urogenital tract, and circulatory system. A rapid diagnosis and timely treatment will ensure that your client's pet has the best opportunity to regain his or her health.



Joe Desch, DVM, Dipl. ACVS



Candy Layton, DVM, Dipl. ACV



Steve Riley, DVM, Dipl. ACVS

Surgery:


Our surgeons have extensive experience performing orthopedic, thoracic, abdominal, oncologic, and neurologic surgeries. Our state of the art surgical suites include the most modern equipment and patient monitoring capabilities. Twenty-four hours a day patient aftercare and pain relief are considered priorities.



Brian Cellio, DVM, Dipl. ACVIM (Neurology)

Neurology:

Our neurologist's expertise lies in the diagnostic evaluation and treatment (both medical and surgical) of such diseases as intervertebral disk disease, seizures, behavioral changes, brain and spinal cord injuries, lameness, and pain. Myelography, MRI, and CT are just some of the modern technologies he utilizes to achieve a definitive diagnosis of the pet's illness.



Mark Brady, DVM, Diplomate American College of Veterinary Emergency & Critical Care

Critical Care:

Twenty-four hour per day monitoring of patients with potentially critical and rapidly changing conditions are overseen by our critical carist. Patient comfort, pain relief, and the protection of vital organ function are considered priorities in our intensive care unit.



Heather Heeb, DVM, Residency Trained ACVIM

Cancer Care:

Our oncologist utilizes advanced diagnostic cancer testing, including ultrasound, CT scans and biopsy procedures, to identify the type, location, and behavior of a particular tumor. Surgery, chemotherapy, and radiation therapy can then be prescribed with the goals of improving and extending a patient’s quality of life.



Shara Grauberger, DVM



Rusty Sturgeon, DVM



Jill Speicher, DVM



Bradley Book, DVM




Stephanie Pierce, DVM

Emergency:

Providing emergency services for clients with ill and injured pets, as well as after-hours care for our in-hospital patients, our 24 hour facility is staffed at all times by our experienced emergency veterinarians. Our veterinarians work hand-in-hand with our specialists to ensure that quality and timely care are provided.





Reuben Merideth, DVM, Dipl. ACVO



Jennifer Hyman, VMD, Resident, ACVO

Ophthalmology:

Red, painful, or weepy eyes can indicate the presence of infection, cataracts, glaucoma, or even cancers. The timely evaluation of ocular conditions is important to relieve the discomfort of the patient and safeguard his or her eyesight.



Jean Greek, DVM, Dipl. ACVD

Dermatology:

The timely evaluation and treatment of skin conditions caused by infections, parasites, allergies, immune dysfunction, and systemic illnesses are paramount to ensuring the comfort of pets and the satisfaction of their owners. There is no substitute for the extensive experience that comes from seeing thousands of the most difficult to treat skin conditions.



Joanne Burns, DVM, Dipl. ACVR

Radiology:

Consultations on radiographs, evaluation for hip dysplasia, and ultrasound exams are just a few of the imaging services offered by our radiologist.



Sandy Brown, PT

Physical Rehabilitation / Therapy:

Whether it be older pets with arthritis or patients recovering from spinal or orthopedic surgeries, studies have shown physical therapy to quicken recovery and improve strength and mobility. Among the many rehabilitation services offered by our rehabilitation specialist is the only underwater treadmill in the area.



Our new 20,000 square foot facility was specifically designed for the provision of specialty veterinary care. It houses a large spacious waiting room, 12 exam rooms, a large intensive care unit, 4 surgical suites, ultrasound and endoscopy rooms, an outpatient treatment area, 2 xray procedure rooms, an outpatient hospitalization ward, a 24 hour full service veterinary clinical pathology lab, a CT scanner, Cobalt radiation unit, radioactive iodine housing, a community conference room, and office space. Maximum efficiency and both patient and client comfort were goals in its design. If you are ever in the area, please ask for a tour.